

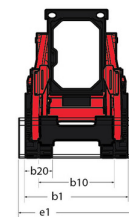
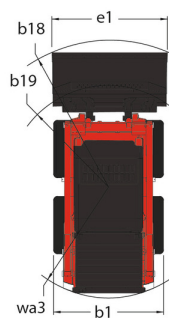
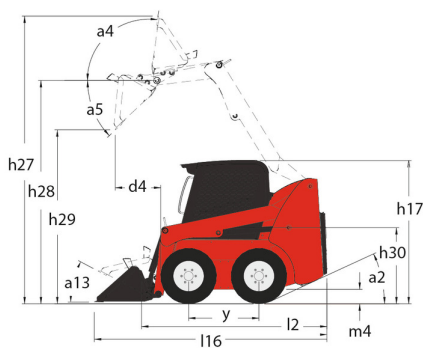
Technical sheet :

850 R



Capacities		Metric
Rated Operating Capacity		386 kg
Unladen weight		1352 kg
Weight and dimensions		
Overall Operating Height - Fully Raised	h27	3167 mm
Height to Hinge Pin - Fully Raised	h28	2438 mm
Overall Height to Top of ROPS	h17	1897 mm
Dump angle at full height	a5	46 °
Dump height	h29	1836 mm
Overall length with bucket	l16	2576 mm
Dump reach - Full height	r6	376 mm
Rollback at ground		23 °
Seat to ground height	h30	879 mm
Wheelbase	y	775 mm
Overall width less bucket	b1	909 mm
Bucket Width	e1	914 mm
Ground clearance	m4	150 mm
Overall length - Less Bucket	l2	1905 mm
Departure angle	a2	30 °
Clearance Radius - Front with Bucket	b18	1473 mm
Clearance Circle - Front without Bucket	b19	833 mm
Clearance Circle - Rear	wa1	1097 mm
Performances		
Travel speed (unladen)		8.90 km/h
Wheels		
Standard tyres		5.70x12
Engine		
Engine brand		Yanmar
Engine model		3TNV82A-BPMSR
Gross Power (kW)		18.10 kW
Net Power (kW)		17.80 kW
Max. torque / Engine rotation		86 Nm / 2400 rpm
Battery		12 V
Alternator		40 kW
Starter (kW)		1.70 kW
Hydraulics		
Standard flow - Auxiliary hydraulics		38.20 l/min
Auxiliary Hydraulic Pressure		145 bar
Tank capacities		
Fuel tank		29 l
Reservoir Capacity Hydraulics		27.30 l
Displacement		1.30 l
Noise and vibration		
Environmental noise (LwA)		101 dB
Noise at driving position (LpA)		85 dB
Whole-Body Vibration (ISO 2631-1)		1.05 m/s ²
Vibration to whole hand/arm		< 1.53 m/s ²

850 R - Dimensional drawing



Equipment

—	
Integral Access Plate (removable)	Standard
Lifting function	
All-Tach® Attachment Mounting System	Standard
Auxiliary Hydraulics	Standard
Lighting	
Work Lights - Front and Rear	Standard
Motorization/Power	
Engine Block Heater	Optional
Operator station	
Cab Enclosure	Optional
Foot and Hand Throttles 2	Standard
Full-Suspension Seat	Optional
Gehl T-Bar Controls	Standard
Heating	Optional
Hom	Optional
ROPS/FOPS Level II Overhead Guard	Standard
Other options	
Hydrostatic Drive - Servo	Standard
Selectable Self-Leveling Hydraulic Lift Action 4	Optional
Security	
Anti-Vandalism Protection	Standard
Back-Up Alarm	Optional
Brake Control (Auto / Manual)	Standard
Hydraloc™ Safety System	Standard
Lift Arm Support Device	Standard
Operator Restraint Bar	Standard



Siège Social
430 rue de l'Aubinière - 44150 Ancenis Cedex - France
Tel: +33(0)2 40 09 10 11 - Fax: +33 (0)2 40 09 10 97
www.manitou.com



This brochure describes versions and configuration options for Manitou products which may be fitted with different equipment. The equipment described in this brochure may be standard, optional or not available depending on version. Manitou reserves the right to change the specifications shown and described at any time and without prior warning. The manufacturer is not liable for the specifications given. For more information, contact your Manitou dealer. Non-contractual document. Product descriptions may differ from actual products. List of specifications is not comprehensive. The logos and visual identity of the company are the property of Manitou and may not be used without authorisation. All rights reserved. The photos and diagrams contained in this brochure are provided for information only.

MANITOU BF SA - Limited company with board of directors - Share capital: 39,668,399 euros - 857 802 508 RCS Nantes