

Technical sheet :

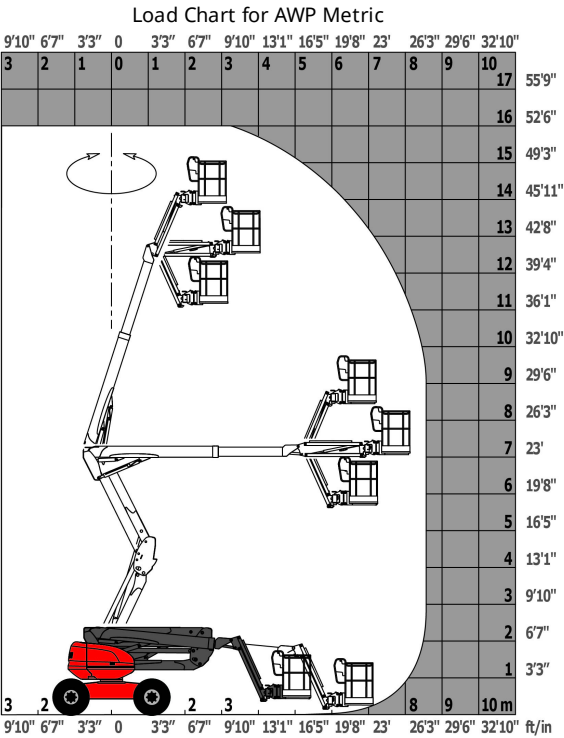
160 ATJ+



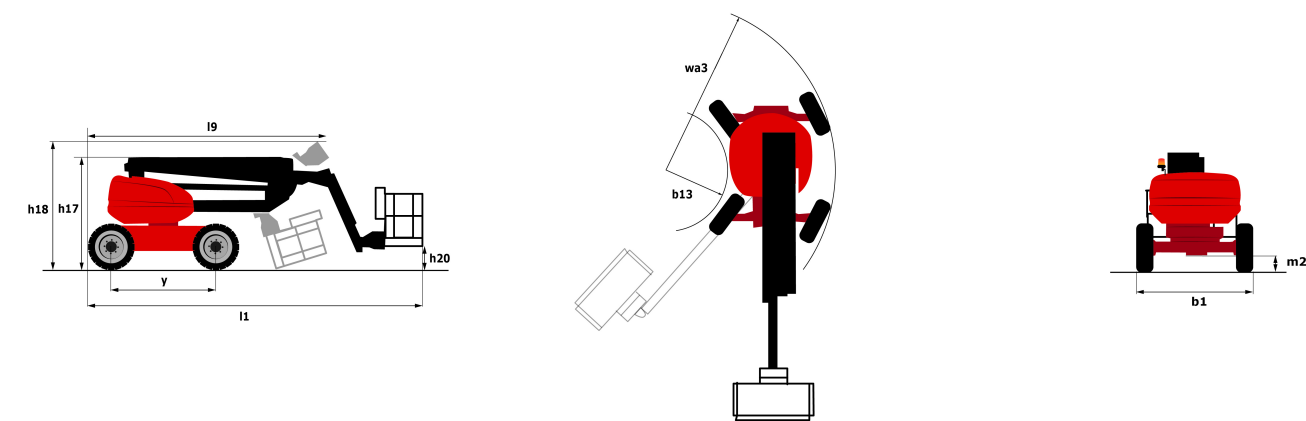
Capacities		Metric
Working height	h21	16.21 m
Platform height	h7	14.21 m
Max. outreach	r1	8.52 m
Overhang	h31	7.4 m
Pendular arm rotation (top / bottom)		+66.5 ° / -65.8 °
Platform capacity	Q	408 kg
Turret rotation		350 °
Platform rotation (right / left)		90 ° / 90 °
Number of people (inside / outside)		3 / 3
Weight and dimensions		
Platform weight*		7500 kg
Platform dimensions (length x width)	lp / ep	2.3 m x 0.9 m
Overall width	b1	2.45 m
Overall length	l1	7.09 m
Overall height	h17	2.47 m
Overall length (stowed)	l9	4.89 m
Overall height (stowed)	h18	2.94 m
Floor height (access)	h20	0.38 m
Counterweight offset (turret at 90°)	a7	0.15 m
Internal turning radius (over tyres)	b13	1.28 m
External turning radius	Wa3	4.09 m
Ground clearance at centre of wheelbase	m2	0.4 m
Wheelbase	y	2.2 m
Performances		
Drive speed - stowed		5 km/h
Drive speed - raised		1 km/h
Gradeability		45 %
Permissible leveling		5 °
Wheels		
Tyres type		Foam-filled
Dimensions of front wheels / rear wheels		908 x 370 mm - 908 x 370 mm
Drive wheels (front / rear)		2 / 2
Steering wheels (front / rear)		2 / 2
Braking wheels (front / rear)		0 / 2
Engine/Battery		
Engine brand / model		Kubota - D1105-E4B
I.C. Engine power rating / Power (kW)		24.5 Hp / 18.5 kW
Miscellaneous		
Ground Pressure		11.6 daN/cm²
Hydraulic Pressure		340 Bar
Hydraulic tank capacity		531 l
Fuel tank		51 l
Noise to environment (LwA)		< 105 dB(A)
Vibration on hands/arms		< 0.5 m/s²
Daily consumption **		7 l
Standards compliance		
This machine is in compliance with:		European directives: 2006/42/EC- Machinery (revised EN280:2013) - 2004/108/EC (EMC) - 2006/95/EC (Low voltage)

*Varies according to options and standards of the country to which the machine is delivered

Load chart



Dimensional drawing



Equipment

Standard
230V Predisposition
4 simultaneous movements
4 wheel drive
4 wheel steer with crab mode
Audible alarm and illuminated indicator lamp (leveling, overload, lowering)
Backup electrical pump
CAN bus technology
Connected Machine
Dead man pedal
Differential locking on rear axle
Easy fast slinging system
Front axle with limited slip
Fuel gauge with low level indicator
Horn in the platform
Hour meter
Integrated diagnostic assistance
LED rotating beacon
Large basket with three entries
Large color screen on turret
Leveling unlocking
Management via engine speed bearing
Oscillating front axle
Stop & Go system
Optional
230V socket with circuit-breaker on boom head
Access control keypad for easy link
Additional storage boxes
Air predisposition
Battery blanket
Battery charger automatic start
Beep on every movement
Beep upon travel
Biodegradable hydraulic oil
Coded anti-start
Continuous turret rotation
Easy link with remote lock

Optional

Fuel tank locking cap

Highly capacity battery

Hydraulic oil heater

Large basket 2.30m with lateral door

Lockable fuel cap

Narrow basket 1.80m

Non-marking tyres

Onboard generator (3,5 or 5 kW)

Panel cradle

Personalized paintwork

Pipe cradle

Protection screen and key lock turret

SPS : Secondary protection system

Safety kit (Harness + helmet)

Safety valve

Socket 230 V + differential circuit breaker


Spark arresting muffler

Turret cover with key lock

Water heater

Water predisposition

Working light



Siège Social
430 rue de l'Aubinière - 44150 Ancenis Cedex - France
Tel: +33(0)2 40 09 10 11 - Fax: +33 (0)2 40 09 10 97
www.manitou.com



This brochure describes versions and configuration options for Manitou products which may be fitted with different equipment. The equipment described in this brochure may be standard, optional or not available depending on version. Manitou reserves the right to change the specifications shown and described at any time and without prior warning. The manufacturer is not liable for the specifications given. For more information, contact your Manitou dealer. Non-contractual document. Product descriptions may differ from actual products. List of specifications is not comprehensive. The logos and visual identity of the company are the property of Manitou and may not be used without authorisation. All rights reserved. The photos and diagrams contained in this brochure are provided for information only.

MANITOU BF SA - Limited company with board of directors - Share capital: 39,668,399 euros - 857 802 508
RCS Nantes